# suggested activities for at home time

*-use a dishtowel or bath towel to designate your child's working space*

*-when matching, place things top to bottom down the left side and then place matching object to the right*

**PRACTICAL LIFE**

measuring ingredients, spreading crackers peeling/cutting bananas or apples, squeezing oranges or lemon juice,dishwashing, pouring rice ,pasta or water, spooning form one container to another (rice,pasta/coloured water),watering plants, wiping leaves, folding clothes cut fruit and discuss seeds – save for sorting or craft. Use tweezers or tongs to transfer objects (rolled socks, cotton balls, pompoms, marshmallows, cereal, beans)

**LANGUAGE / SENSORIAL**

Realistic stories, poems or songs with discussion, sorting or matching (lego, pasta, cereal), match cutlery, colors, paper cups, lego, animal pictures or toys, cut out shapes, family shoes, socks, anything you have two , Sort colors, shapes, lego, beads, food items, sort items by size - trace shapes, numbers, sounds in a tray of cornmeal or rice, match things that go together (shoe and sock, knife and fork, toothbrush and toothpaste etc) use magnetic letters or write letters of the alphabet on small squares of paper and find objects with beginning sounds to match, trace over (with markers, chalk, wax crayons, pencil crayons) lines, circles, letters, sequence patterns with objects or pictures, trace outlines of objects and match object to outline, put 5-8 objects in a bag-close eyes or blindfold-identify object by touch,

**MATH**

Trace numbers in tray of cornmeal or rice, trace over numbers with pen, chalk, marker, wax crayon, pencil crayon, match cut out numbers to toys, cereal, beans, lego, q tips, cotton balls etc, write numbers in muffin cups or tins or egg cartons and count objects into spaces, print called out numbers, match written and cutout number to one another, skipcount using groups of cereal or pasta (2 – 2times, 2-3 times etc), cut long strips of paper-write numbers in sequence across the short side-tape next paper to end to keep going – roll paper into roll as it gets longer-see how big you can make your number roll, practice writing the names of the numbers,

**OTHER**

Have a race blowing ping pong balls or pom poms along with a straw, paint rocks, hand-foot-thumb print pictures, hide toys or objects around the room for a variation on hide and seek, make playdough, fill a container with rice and hide small objects for finding while shaking, puzzle piece frame, pasta/rice/cornmeal frame or name plate, string beads, pasta or cut straws, walk a tape maze or pathway, walk chalk mazes outside, make a nature collage, gather unused toys for donation to needy, paper plate or muffin cup flowers, make bubbles,

p p p p

q q q q

r r r r

S S S S

t t t t

u u u u

v v v v

# Apple Trees

**Directions:** Draw apples on the trees. Use the number on the tree to tell you how many apples to draw.



# BEGINNING WRITING SKILLS

Trace the broken lines. Color the pictures.



**Skills:** Writing from left to right; Association; Fine motor skill development

Help Kangaroo hop home
by drawing lines.







TASK #3

MLCP

Count. Draw a line to the correct numeral.

Trace over the number with a coloured pencil or marker



3

5

1

2

4

## Count and trace.

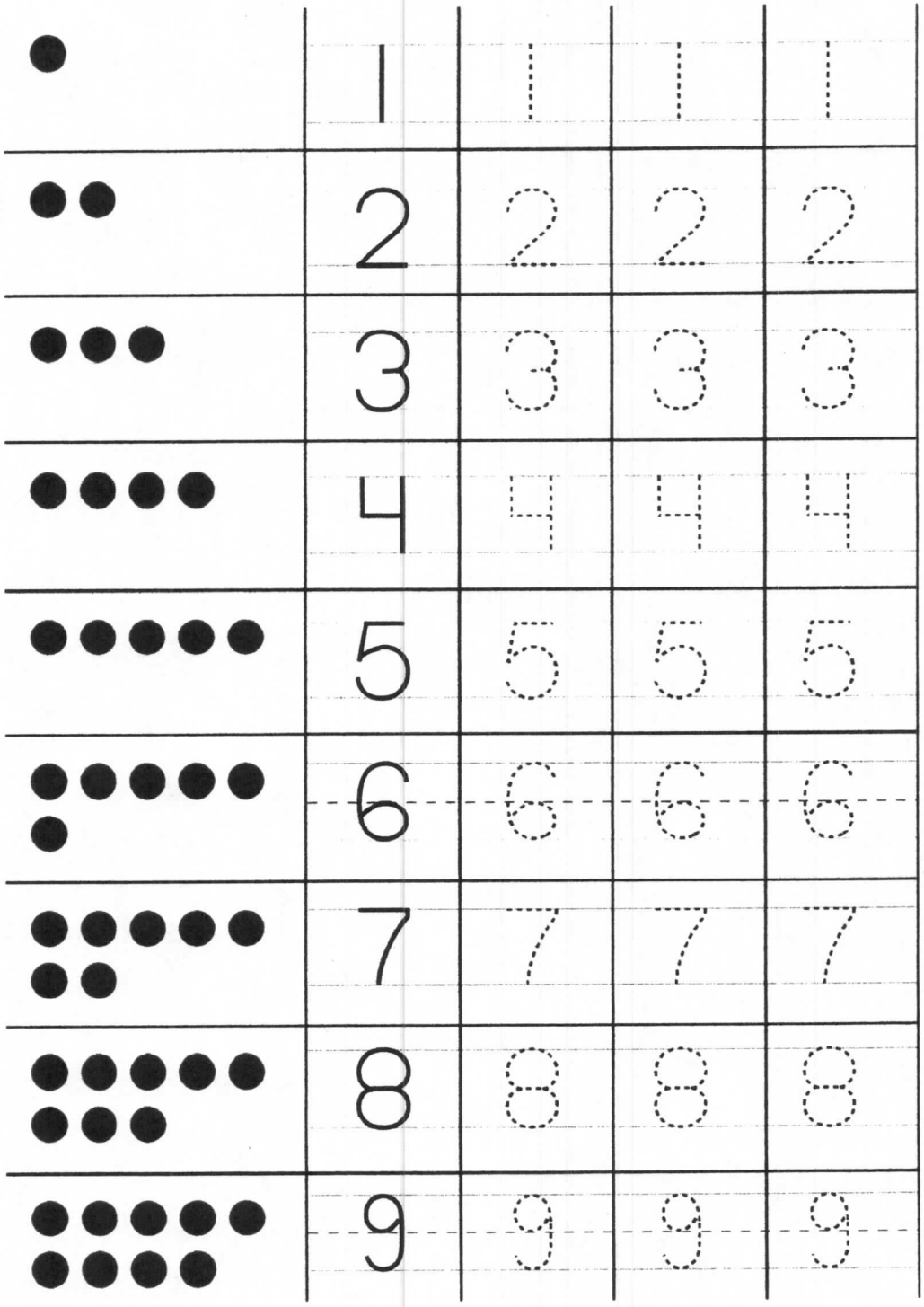

Count. Draw a line to the correct numeral.

Trace over the number with a coloured pencil or marker



MLCP

Fill in the missing numbers.

| | | | | | | | | | |
|---|---|---|---|---|---|---|---|---|---|
| 1 | | | 4 | | | | 8 | | 10 |
| | 12 | | | | | 17 | | 19 | |
| | | 23 | | 25 | | | 28 | | 30 |
| | | | 34 | | | 37 | | | |
| 41 | | | | | 46 | | | 49 | |
| | | 53 | | 55 | | | | | 60 |
| | 62 | | | | | 67 | | | |
| | | | 74 | | 76 | | | 79 | |
| 81 | | | | 85 | | | 88 | | |
| | | 93 | | | | 97 | | | 100 |

Complete

2 4 6 ___ 10 ___ 14 ___ ___ ___

11 13 15 ___ ___ 21 ___ ___ ___

45 46 ___ 48 ___ 50 ___ ___ ___

# Horse Paddock Pals

ring

fried egg

fish

banana

lollipop

nail


funnel

feather


sailboat

snake

pencil

ruler


6
7
5
4
8
9
3
10
2
1